

KHSAA Basketball - Game Box Score

Central Yellow Jackets vs. Graves County Eagles

Date: 03/18/2009 Time: 6:30 pm Site: Rupp Arena-Lexington, KY Attendance: N

Visitors: Graves County Eagles

##	Name	P	FG	3 Pt	FT	PTS	ORB	DRB	TR	PF	AST	TO	BS	ST	MIN
12	Wade Smith		0/0	0/0	0/0	0	0	0	0	0	0	0	0	0	DNP
14	* Jesse Anderson		1/4	0/2	0/0	2	0	2	2	1	3	2	0	3	32:00
20	* Tevin Hill		6/17	2/4	4/7	18	3	2	5	1	1	2	0	2	26:57
22	Ross Williams		0/0	0/0	0/0	0	0	0	0	0	0	0	0	0	DNP
24	Daniel Ellegood		0/0	0/0	0/0	0	0	0	0	0	0	0	0	0	DNP
30	Brock Morris		2/4	2/3	1/2	7	0	2	2	0	0	1	0	0	6:22
32	Dallas Haneline		1/1	0/0	0/0	2	1	0	1	0	1	0	0	1	5:03
34	* Cassidy McAlpin		3/6	0/0	2/4	8	2	4	6	3	2	6	2	1	32:00
40	* Josh Doggett		0/3	0/0	1/2	1	2	4	6	1	1	4	1	1	25:38
42	Rex Coleman		0/0	0/0	0/0	0	0	0	0	0	0	0	0	0	DNP
50	Ryan Vogt		3/6	0/0	1/2	7	4	4	8	3	1	2	4	0	22:01
52	Aaron Cooper		0/0	0/0	0/0	0	0	1	1	1	0	1	0	0	2:52
54	* Raven Morphew		2/2	0/0	2/3	6	0	0	0	0	0	2	1	0	7:07
10	Cole Routen		0/0	0/0	0/0	0	0	0	0	0	0	0	0	0	DNP
44	Trevor Sphinx		0/0	0/0	0/0	0	0	0	0	0	0	0	0	0	DNP
	Team						1	0	1			2			
	Totals		18/43	4/9	11/20	51	13	19	32	10	9	22	8	8	160
	Total FG		1st Half	6/23	26.1%	2nd Half	12/20	60.0%	Game	18/43	41.9%				
	3 PT FG		1st Half	2/5	40.0%	2nd Half	2/4	50.0%	Game	4/9	44.4%				
	Free Throws		1st Half	3/4	75.0%	2nd Half	8/16	50.0%	Game	11/20	55.0%				

Home: Central Yellow Jackets

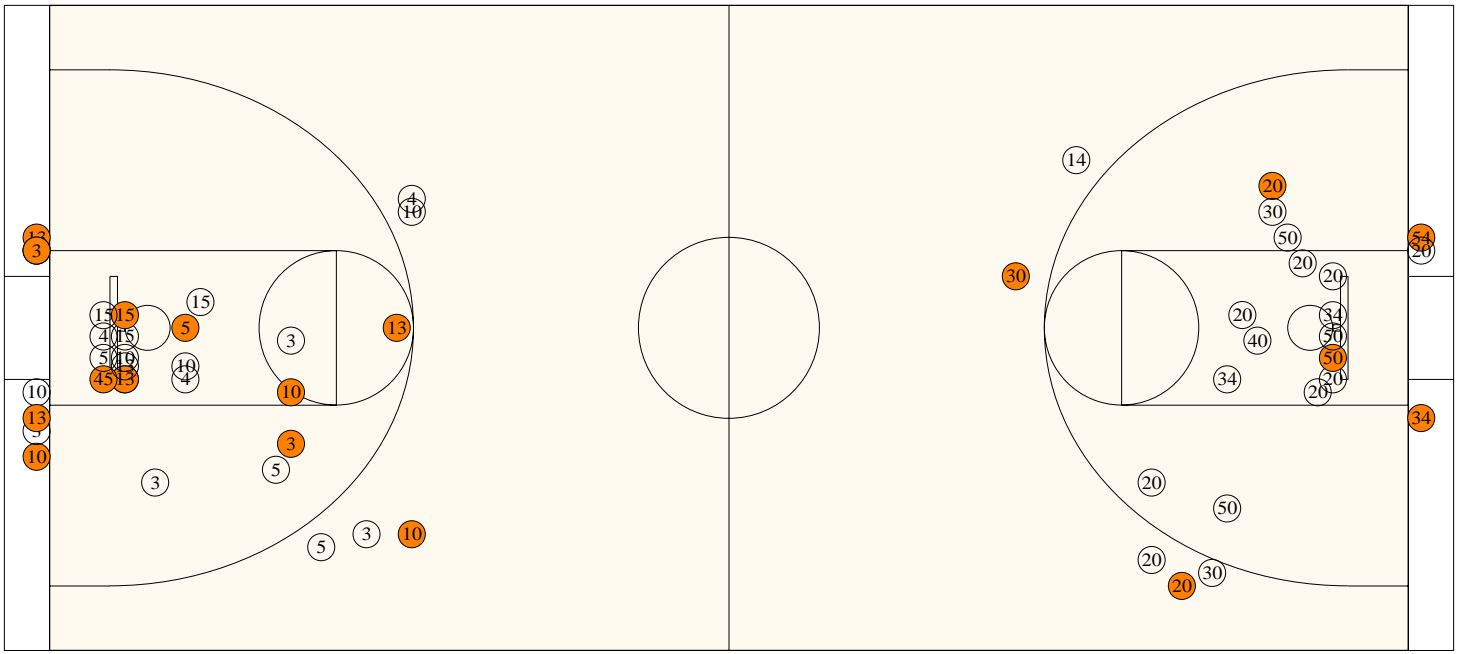
##	Name	P	FG	3 Pt	FT	PTS	ORB	DRB	TR	PF	AST	TO	BS	ST	MIN
3	* Alex Morrison		4/13	1/4	2/3	11	1	1	2	3	1	2	0	2	31:12
4	Isaiah Jones		0/4	0/2	0/0	0	3	1	4	1	2	4	0	1	15:46
5	* Desmond Brown		2/7	0/1	0/2	4	3	0	3	3	1	1	0	1	21:34
10	* Dawan Robinson		4/14	1/3	0/0	9	2	2	4	4	3	5	0	0	26:49
11	Talquan Duncan		0/0	0/0	0/0	0	0	0	0	0	0	0	0	0	DNP
13	* Ridge Wilson		6/12	0/0	4/6	16	3	3	6	4	0	1	1	2	29:40
15	* Tim Patterson		2/6	0/0	1/2	5	5	5	10	3	1	3	0	0	18:51
21	Alvin Larue		0/0	0/0	0/0	0	0	0	0	0	0	0	0	0	DNP
23	Marcel Williams		2/2	2/2	0/0	6	1	1	2	0	0	1	1	1	8:00
24	Anthony Wales		0/0	0/0	0/0	0	0	0	0	0	0	0	0	0	DNP
30	Jordan Walker		0/0	0/0	0/0	0	0	0	0	0	0	0	0	0	DNP
33	Robert Jordan		0/0	0/0	0/0	0	0	0	0	0	0	0	0	0	DNP
45	Brandon Rudolph		1/1	0/0	0/0	2	1	2	3	0	0	0	1	0	8:08
34	Corey Cornelius		0/0	0/0	0/0	0	0	0	0	0	0	0	0	0	DNP
43	Charles Smiley		0/0	0/0	0/0	0	0	0	0	0	0	0	0	0	DNP
	Team						3	2	5						
	Totals		21/59	4/12	7/13	53	22	17	39	18	8	17	3	7	160
	Total FG		1st Half	13/33	39.4%	2nd Half	8/26	30.8%	Game	21/59	35.6%				
	3 PT FG		1st Half	1/5	20.0%	2nd Half	3/7	42.9%	Game	4/12	33.3%				
	Free Throws		1st Half	3/6	50.0%	2nd Half	4/7	57.1%	Game	7/13	53.8%				

	Gra	CENT		Gra	CENT		Gra	CENT
Free Throw Pts	11	7	3Pt Points	12	12	Pts/Possession	0.84	0.90
Pts off Turnovers	12	22	2nd Chance Points	13	16	Pts off Bench	16	8
Total Rebounds	32	39	Team Rebounds	1	5	Dead Ball Reb	4	3
Off Rebound %	43.3	53.7	Def Rebound %	46.3	56.7	Total Rebound %	45.1	54.9
3Pt Efficiency	+17.0	+9.2	Def. Stops	36	39	Pts/Shot	0.96	0.82
Technical Fouls	Gra	None						
	CENT	None						
Officials	Tony Gray, Joseph Billman, Bart Lenox							

	Qtr 1	Qtr 2	Qtr 3	Qtr 4	OT 1	OT 2	OT 3	OT 4	Total
Graves County Eagles	13	4	25	9	0	0	0	0	51
Central Yellow Jackets	18	12	7	16	0	0	0	0	53

Largest Lead CENT 30 Gra 17 (13 pts) **Lead Changes** 2 **Number of Ties** 2
Comments: None

FIRST HALF



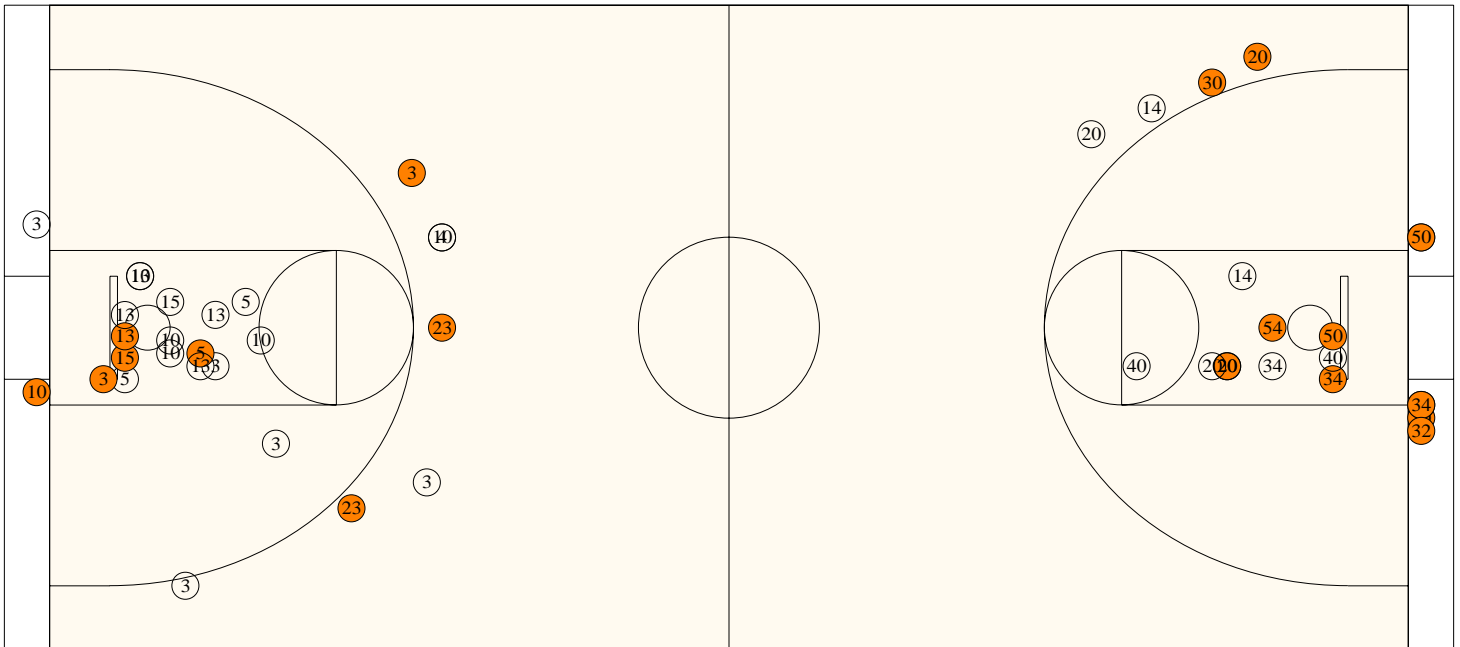
Central

Shooting	Pts	Pts
2FG 12/28 (42.9%)	24	Pts/Shot 0.83
3FG 1/5 (20.0%)	3	2nd Eff Pts 7
TFG 13/33 (39.4%)		Pts off TO's 19
FT 3/6 (50.0%)	3	3Pt Eff -8.6
Scoring Distribution: 2FG 80.0% 3FG 10.0% FT 10.0%		

Graves County

Shooting	Pts	Pts
2FG 4/18 (22.2%)	8	Pts/Shot 0.68
3FG 2/5 (40.0%)	6	2nd Eff Pts 7
TFG 6/23 (26.1%)		Pts off TO's 3
FT 3/4 (75.0%)	3	3Pt Eff +25.2
Scoring Distribution: 2FG 47.1% 3FG 35.3% FT 17.6%		

SECOND HALF



Central

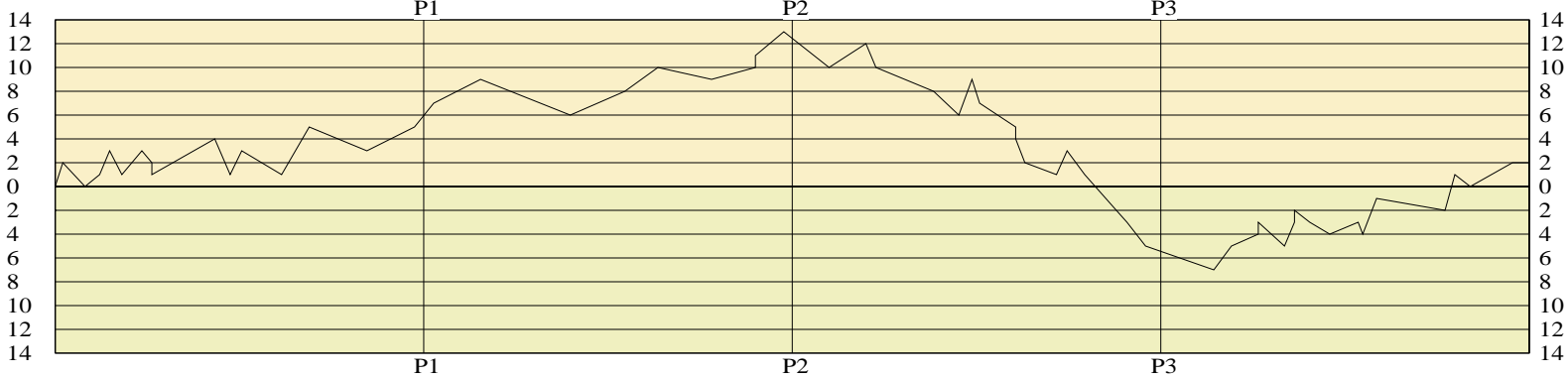
2FG 5/19 (26.3%)	10s	Pts/Shot 0.79
3FG 3/7 (42.9%)	9	2nd Eff Pts 9
TFG 8/26 (30.8%)		Pts off TO's 3
FT 4/7 (57.1%)	4	3Pt Eff +25.3
Scoring Distribution: 2FG 43.5% 3FG 39.1% FT 17.4%		

Graves County

2FG 10/16 (62.5%)	20s	Pts/Shot 1.21
3FG 2/4 (50.0%)	6	2nd Eff Pts 6
TFG 12/20 (60.0%)		Pts off TO's 9
FT 8/16 (50.0%)	8	3Pt Eff +8.3
Scoring Distribution: 2FG 58.8% 3FG 17.6% FT 23.5%		

Yellow Jackets

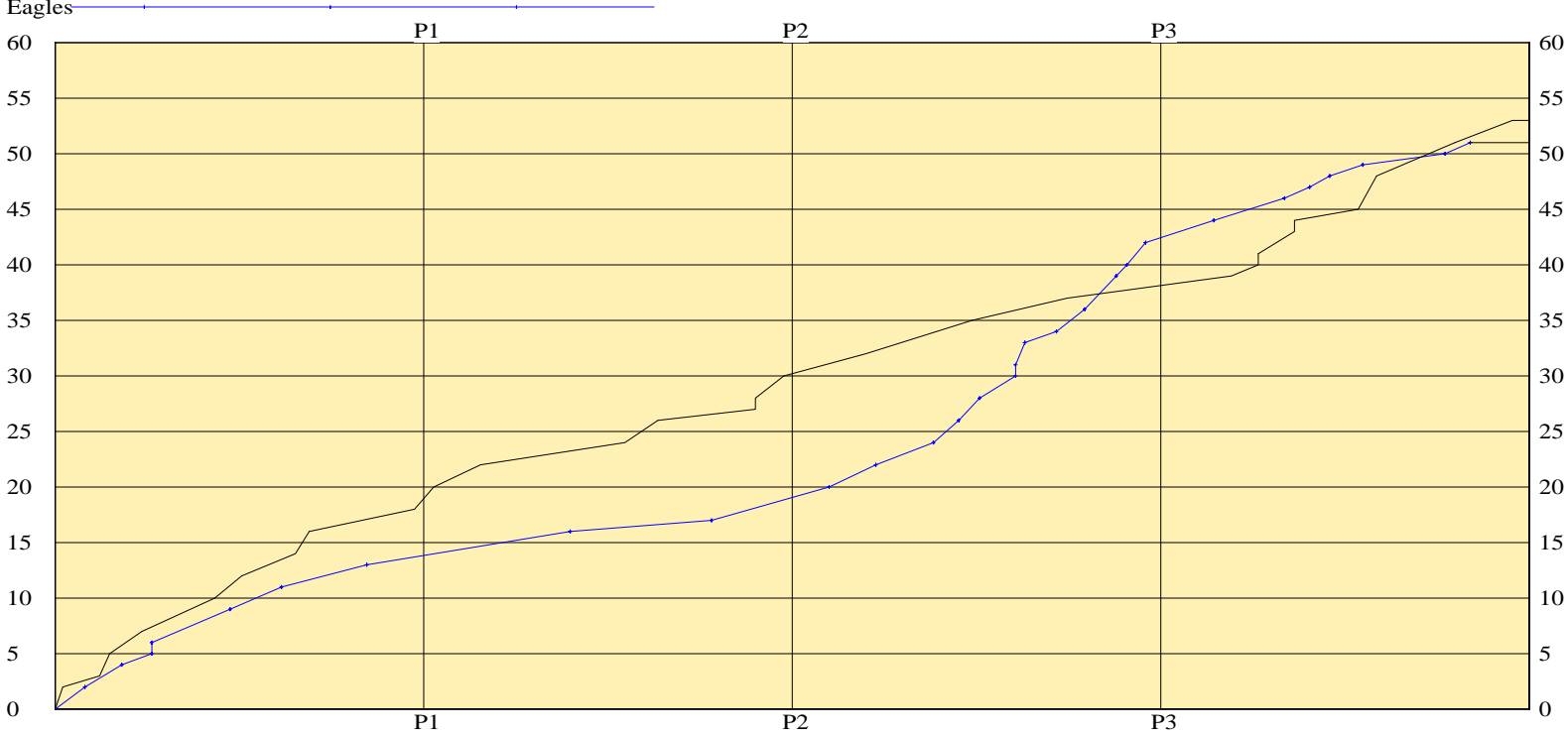
LEAD TIMELINE



Eagles

Yellow Jackets

SCORING TIMELINE



Largest Lead CENT 30 Gra 17 (13 pts) Lead Changes 2 Number of Ties 2

KHSAA Basketball - Play by Play Report - Scoring Only (pg 1)
Central Yellow Jackets vs. Graves County Eagles
Date: 03/18/2009 Time: 6:30 pm Site: Rupp Arena-Lexington, KY Attendance: N

Name	Action	Action	Score	Clock	Diff	Name	Action	Action
R Wilson	Putback Made		2-0	1 7:50	+2 (L1)			
			2-2	1 7:21	(T1)	C McAlpin	Layup Made	
T Patterson	FT Made		3-2	1 7:02	+1			
D Robinson	Layup Made	T Patterson Assist	5-2	1 6:49	+3			
			5-4	1 6:33	+1	R Morphew	Layup Made	J Anderson Assist
T Patterson	Putback Made		7-4	1 6:07	+3			
R Wilson	Personal Foul		7-5	1 5:54	+2	R Morphew	FT Made	
			7-6	1 5:54	+1	R Morphew	FT Made	
D Robinson	3Pt Made	I Jones Assist	10-6	1 4:32	+4			
			10-9	1 4:12	+1	T Hill	3Pt Made	J Anderson Assist
B Rudolph	Putback Made		12-9	1 3:57	+3			
			12-11	1 3:05	+1	T Hill	FG Made	C McAlpin Assist
R Wilson	FG Made	D Robinson Assist	14-11	1 2:47	+3			
R Wilson	Layup Made		16-11	1 2:29	+5			
			16-13	1 1:14	+3	R Vogt	Putback Made	
R Wilson	Layup Made	D Brown Assist	18-13	1 0:12	+5			

End of Period Summary Yellow Jackets 18 Eagles 13

Largest Lead: Yellow Jackets 16 Eagles 11 (5 pts)	Lead Changes: 1 Ties: 1
Lead in Period: Yellow Jackets 16 Eagles 11 (5 pts)	Lead Changes: 0 Ties: 1 (this period)
5 for 2 oppo pts	6 for 11 oppo pts
13 for 7 pts	4 for 4 pts
8/22 for 36.4 %	5/12 for 41.7 %
1/3 for 33.3 %	2/2 for 100 %
Turnovers	
2nd Chances	
Field Goals	
Free Throws	

D Brown	FG Made		20-13	2 7:47	+7			
D Robinson	FG Made		22-13	2 6:46	+9			
			22-16	2 4:49	+6	B Morris	3Pt Made	D Haneline Assist
R Wilson	Layup Made	I Jones Assist	24-16	2 3:38	+8			
A Morrison	FG Made		26-16	2 2:55	+10			
			26-17	2 1:45	+9	B Morris	FT Made	
A Morrison	FT Made		27-17	2 0:48	+10			
A Morrison	FT Made		28-17	2 0:48	+11			
A Morrison	Layup Made		30-17	2 0:11	+13			

End of Period Summary Yellow Jackets 30 Eagles 17

Largest Lead: Yellow Jackets 30 Eagles 17 (13 pts)	Lead Changes: 1 Ties: 1
Lead in Period: Yellow Jackets 30 Eagles 17 (13 pts)	Lead Changes: 0 Ties: 0 (this period)
6 for 1 oppo pts	9 for 8 oppo pts
1 for 0 pts	3 for 3 pts
5/11 for 45.5 %	1/11 for 9.09 %
2/3 for 66.7 %	1/2 for 50.0 %
Turnovers	
2nd Chances	
Field Goals	
Free Throws	

			30-20	3 7:12	+10	T Hill	3Pt Made	C McAlpin Assist
D Robinson	Layup Made		32-20	3 6:24	+12			
			32-22	3 6:11	+10	T Hill	Layup Made	
			32-24	3 4:56	+8	R Morphew	FG Made	
			32-26	3 4:23	+6	C McAlpin	Putback Made	
A Morrison	3Pt Made	D Robinson Assist	35-26	3 4:06	+9			
			35-28	3 3:56	+7	T Hill	FG Made	
			35-30	3 3:09	+5	T Hill	Layup Made	

KHSAA Basketball - Play by Play Report - Scoring Only (pg 2)
Central Yellow Jackets vs. Graves County Eagles
Date: 03/18/2009 Time: 6:30 pm Site: Rupp Arena-Lexington, KY Attendance: N

Name	Action	Action	Score	Clock	Diff	Name	Action	Action
R Wilson	Personal Foul		35-31	3 3:09	+4	T Hill	FT Made	
			35-33	3 2:57	+2	J Anderson	Layup Made	
			35-34	3 2:16	+1	T Hill	FT Made	
D Brown	FG Made		37-34	3 2:02	+3			
			37-36	3 1:39	+1	C McAlpin	Layup Made	J Doggett Assist
			37-39	3 0:58	-2 (L2)	B Morris	3Pt Made	J Anderson Assist
			37-40	3 0:44	-3	T Hill	FT Made	
			37-42	3 0:20	-5	D Haneline	Layup Made	R Vogt Assist

End of Period Summary Yellow Jackets 37 Eagles 42

Largest Lead: Yellow Jackets 30 Eagles 17 (13 pts)
Lead in Period: Yellow Jackets 30 Eagles 17 (13 pts)
4 for 7 oppo pts
2 for 0 pts
3/12 for 25.0 %
0/2 for 0.00 %

Lead Changes: 2 Ties: 1
Lead Changes: 1 Ties: 0 (this period)
2 for 0 oppo pts
1 for 2 pts
10/13 for 76.9 %
3/6 for 50.0 %

Turnovers
2nd Chances
Field Goals
Free Throws

			37-44	4 6:51	-7	R Vogt	Layup Made	T Hill Assist
T Patterson	Putback Made		39-44	4 6:28	-5			
R Wilson	FT Made		40-44	4 5:53	-4			
R Wilson	FT Made		41-44	4 5:53	-3			
			41-46	4 5:19	-5	R Vogt	Putback Made	
R Wilson	Putback Made		43-46	4 5:06	-3			
R Wilson	FT Made		44-46	4 5:06	-2			
A Morrison	Personal Foul		44-47	4 4:46	-3	C McAlpin	FT Made	
D Brown	Personal Foul		44-48	4 4:20	-4	J Doggett	FT Made	
R Wilson	FT Made		45-48	4 3:43	-3			
			45-49	4 3:37	-4	R Vogt	FT Made	
M Williams	3Pt Made	D Robinson Assist	48-49	4 3:19	-1			
			48-50	4 1:50	-2	T Hill	FT Made	
M Williams	3Pt Made	A Morrison Assist	51-50	4 1:37	+1 (L3)			
R Wilson	Personal Foul		51-51	4 1:17	(T2)	C McAlpin	FT Made	
A Morrison	Putback Made		53-51	4 0:22	+2			

End of Period Summary Yellow Jackets 53 Eagles 51

Largest Lead: Yellow Jackets 30 Eagles 17 (13 pts)
Lead in Period: Yellow Jackets 37 Eagles 44 (7 pts)
2 for 2 oppo pts
6 for 9 pts
5/14 for 35.7 %
4/5 for 80.0 %

Lead Changes: 3 Ties: 2
Lead Changes: 1 Ties: 1 (this period)
5 for 3 oppo pts
5 for 4 pts
2/7 for 28.6 %
5/10 for 50.0 %

Turnovers
2nd Chances
Field Goals
Free Throws

OFFICIAL BASKETBALL BOX SCORE
Graves County Eagles vs Central Yellow Jackets

03/18/2009 6:30 pm
Final Box Score

Rupp Arena
Lexington, KY

No.	Graves County Eagles	Total FG		3-point		Free throw		Rebounds			F	TP	A	TO	BLK	STL	MIN
		FG	FGA	FG	FGA	FT	FTA	Off	Def	Tot							
12	Wade Smith	0	0	0	0	0	0	0	0	0	0	0	0	0	0	0	DNP
14	Jesse Anderson	1	4	0	2	0	0	0	2	2	1	2	3	2	0	3	32:00
20	Tevin Hill	6	17	2	4	4	7	3	2	5	1	18	1	2	0	2	26:57
22	Ross Williams	0	0	0	0	0	0	0	0	0	0	0	0	0	0	0	DNP
24	Daniel Ellegood	0	0	0	0	0	0	0	0	0	0	0	0	0	0	0	DNP
34	Cassidy McAlpin	3	6	0	0	2	4	2	4	6	3	8	2	6	2	1	32:00
40	Josh Doggett	0	3	0	0	1	2	2	4	6	1	1	1	4	1	1	25:38
50	Ryan Vogt	3	6	0	0	1	2	4	4	8	3	7	1	2	4	0	22:01
54	Raven Morphew	2	2	0	0	2	3	0	0	0	0	6	0	2	1	0	7:07
30	Brock Morris	2	4	2	3	1	2	0	2	2	0	7	0	1	0	0	6:22
32	Dallas Haneline	1	1	0	0	0	0	1	0	1	0	2	1	0	0	1	5:03
52	Aaron Cooper	0	0	0	0	0	0	0	1	1	1	0	0	1	0	0	2:52
42	Rex Coleman	0	0	0	0	0	0	0	0	0	0	0	0	0	0	0	DNP
10	Cole Routen	0	0	0	0	0	0	0	0	0	0	0	0	0	0	0	DNP
44	Trevor Sphinx	0	0	0	0	0	0	0	0	0	0	0	0	0	0	0	DNP
Team (Included in Totals)								1	0	1							
Totals		18	43	4	9	11	20	13	19	32	10	51	9	22	8	8	160
Total FG%:1st half 6 - 23 (26.1%) 2nd half 12 - 20 (60.0%) Game 18 - 43 (41.9%)												Deadball					
3Pt FG%: 1st half 2 - 5 (40.0%) 2nd half 2 - 4 (50.0%) Game 4 - 9 (44.4%)												rebounds					
FT%: 1st half 3 - 4 (75.0%) 2nd half 8 - 16 (50.0%) Game 11 - 20 (55.0%)												4					

No.	Central Yellow Jackets	Total FG		3-point		Free throw		Rebounds			F	TP	A	TO	BLK	STL	MIN
		FG	FGA	FG	FGA	FT	FTA	Off	Def	Tot							
3	Alex Morrison	4	13	1	4	2	3	1	1	2	3	11	1	2	0	2	31:12
4	Isaiah Jones	0	4	0	2	0	0	3	1	4	1	0	2	4	0	1	15:46
5	Desmond Brown	2	7	0	1	0	2	3	0	3	3	4	1	1	0	1	21:34
10	Dawan Robinson	4	14	1	3	0	0	2	2	4	4	9	3	5	0	0	26:49
11	Talquan Duncan	0	0	0	0	0	0	0	0	0	0	0	0	0	0	0	DNP
13	Ridge Wilson	6	12	0	0	4	6	3	3	6	4	16	0	1	1	2	29:40
15	Tim Patterson	2	6	0	0	1	2	5	5	10	3	5	1	3	0	0	18:51
45	Brandon Rudolph	1	1	0	0	0	0	1	2	3	0	2	0	0	1	0	8:08
23	Marcel Williams	2	2	2	2	0	0	1	1	2	0	6	0	1	1	1	8:00
21	Alvin Larue	0	0	0	0	0	0	0	0	0	0	0	0	0	0	0	DNP
24	Anthony Wales	0	0	0	0	0	0	0	0	0	0	0	0	0	0	0	DNP
30	Jordan Walker	0	0	0	0	0	0	0	0	0	0	0	0	0	0	0	DNP
33	Robert Jordan	0	0	0	0	0	0	0	0	0	0	0	0	0	0	0	DNP
34	Corey Cornelius	0	0	0	0	0	0	0	0	0	0	0	0	0	0	0	DNP
43	Charles Smiley	0	0	0	0	0	0	0	0	0	0	0	0	0	0	0	DNP
Team (Included in Totals)								3	2	5							
Totals		21	59	4	12	7	13	22	17	39	18	53	8	17	3	7	160
Total FG%:1st half 13 - 33 (39.4%) 2nd half 8 - 26 (30.8%) Game 21 - 59 (35.6%)												Deadball					
3Pt FG%: 1st half 1 - 5 (20.0%) 2nd half 3 - 7 (42.9%) Game 4 - 12 (33.3%)												rebounds					
FT%: 1st half 3 - 6 (50.0%) 2nd half 4 - 7 (57.1%) Game 7 - 13 (53.8%)												3					

Technical Fouls: None

Attendance: N

Officials: Tony Gray, Joseph Billman, Bart Lenox

Score by Period	1st	2nd	3rd	4th	Final	Record	Overall	Conf
Graves County Eagles	13	4	25	9	51	Eagles		
Central Yellow Jackets	18	12	7	16	53	Yellow Jackets		

Points off Turnovers	22	12	Second Effort Points	16	13	Bench Points	8	16
Points in the Paint	30	24	3 Point Points	12	12	Free Throw Points	7	11
3pt Efficiency	+9.2	+17.0	Points/Shot	0.82	0.96	Defensive Stops	39	36
Largest Lead	30	17 (13 pts)	Lead Changes	2		Number of Ties	2	

Game comments: None